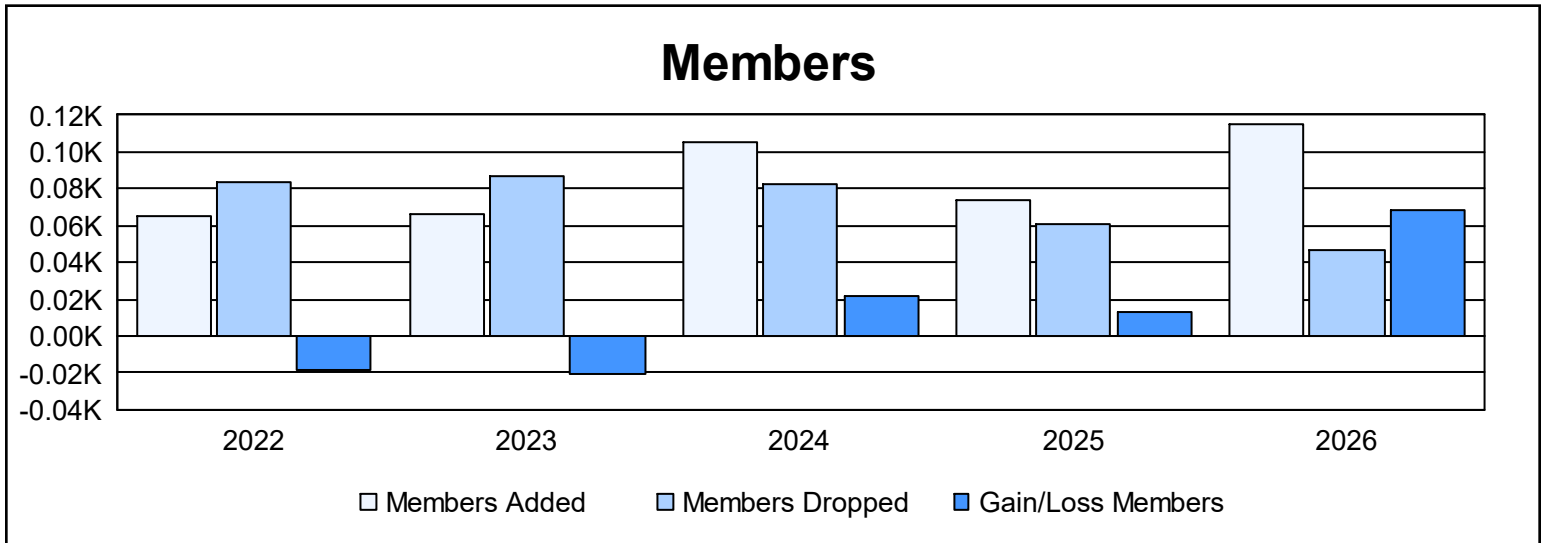
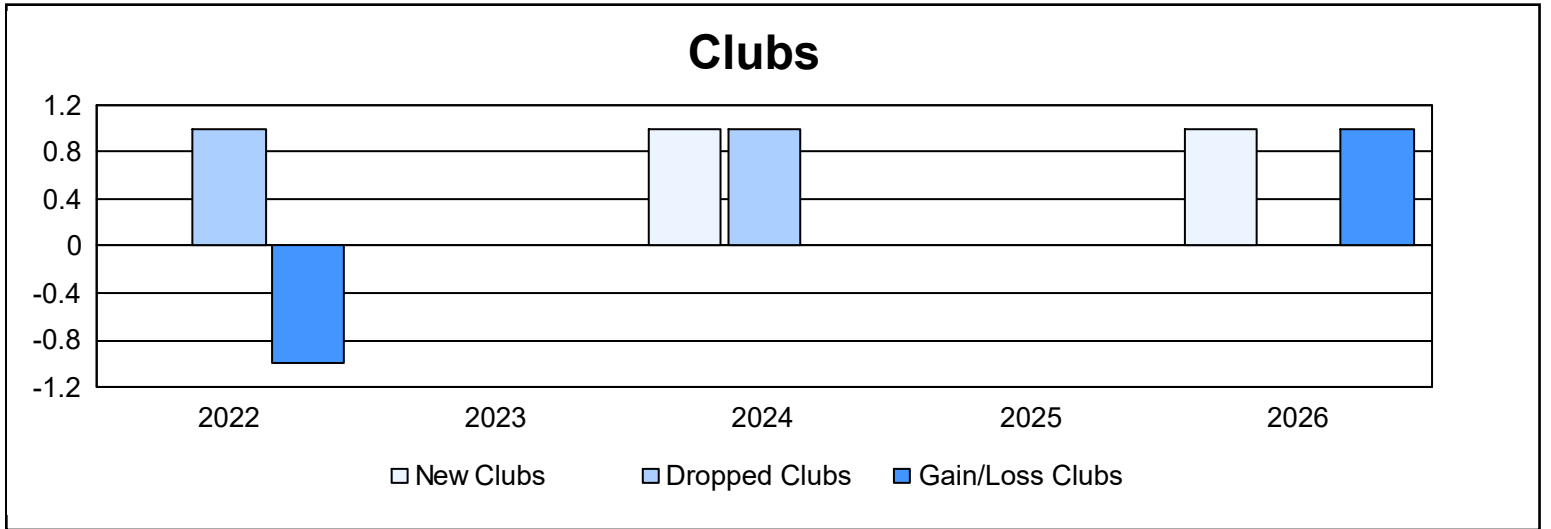
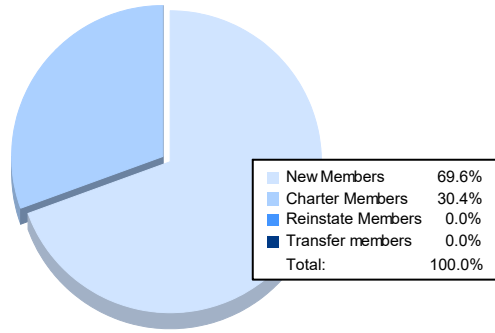


Year	New Clubs	Dropped Clubs	Gain/ Loss Clubs	New Members	Charter Members	Reinstate Members	Transfer Members	Total Member Added	Total Members Dropped	Gain/ Loss Members
2021-2022	0	1	-1	62	0	2	1	65	84	-19
2022-2023	0	0	0	57	1	3	5	66	87	-21
2023-2024	1	1	0	75	22	6	2	105	83	22
2024-2025	0	0	0	66	0	3	5	74	61	13
2025-2026	1	0	1	80	35	0	0	115	47	68
<b>Average</b>	<b>0</b>	<b>0</b>	<b>0</b>	<b>68</b>	<b>12</b>	<b>3</b>	<b>3</b>	<b>85</b>	<b>72</b>	<b>13</b>



### Membership Composition May 2026 Cumulative



### Gender Composition May 2026 Cumulative

